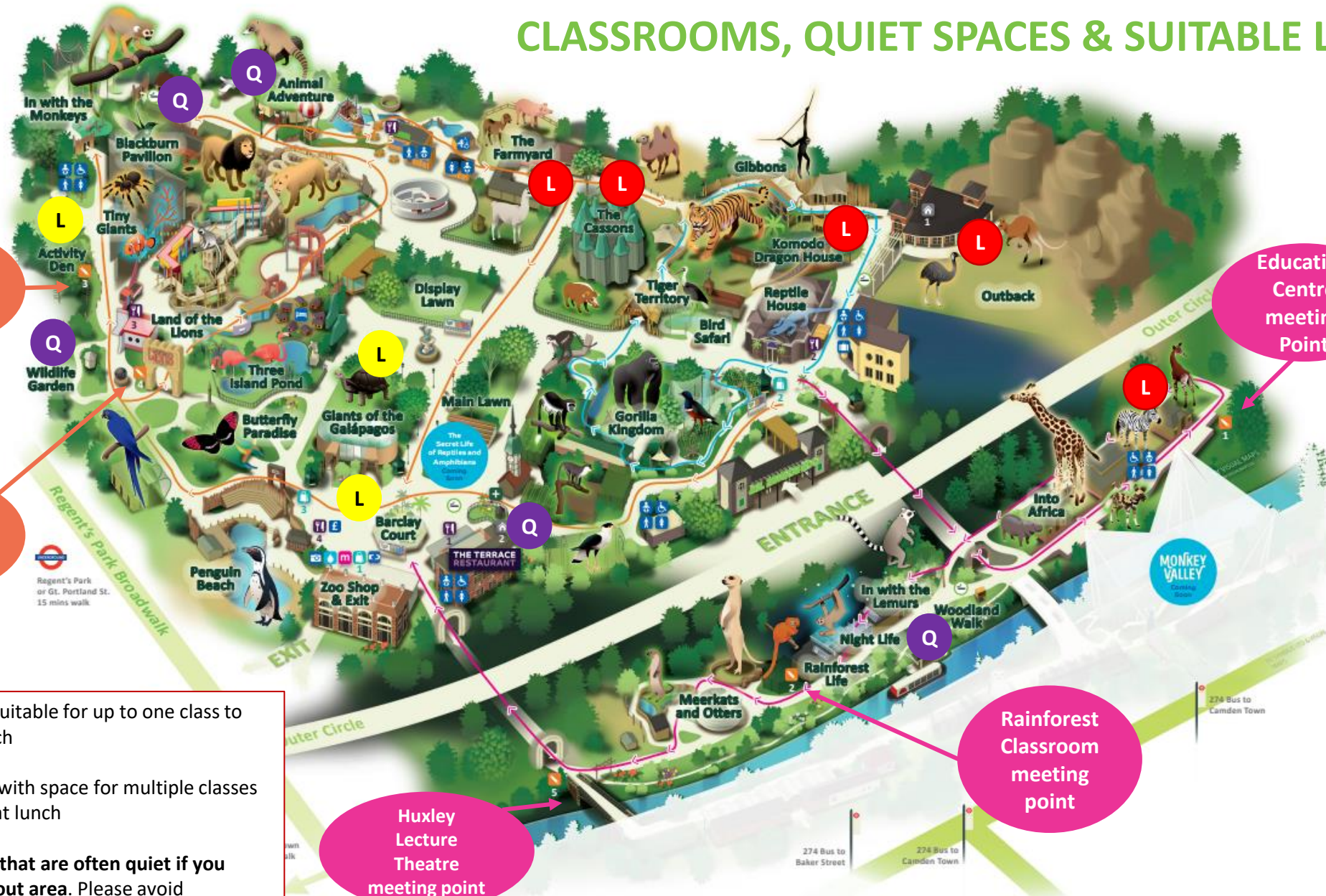


CLASSROOMS, QUIET SPACES & SUITABLE LUNCH SPOTS



Activity Den meeting point

Lions Classroom meeting point

Education Centre meeting Point

L Small area suitable for up to one class to stop for lunch

L Larger area with space for multiple classes to stop to eat lunch

Q Small areas that are often quiet if you need a chillout area. Please avoid congregating here for lunch to allow the space to stay quiet for groups who need it

Huxley Lecture Theatre meeting point

Rainforest Classroom meeting point

Key

- Pink Route
- Blue Route
- Orange Route
- + First Aid
- ♿ Toilets
- ♿ Changing Places Toilet
- i Membership & Experience Enquiries
- i Information Kiosk
- 📷 Photo Pick Up
- P Parking
- 💧 Water Fountain
- 🧳 Luggage Lockers
- 🏠 ZSL London Zoo Lodges
- 🤫 Quiet Space
- 🔌 Charging Station

Food

1. Terrace Restaurant
2. Zoo Treats
3. Amreli Street Food
4. Beach Hut
5. Peckish Parrot

Take-away food vans throughout the site - opening times vary

Shopping

1. Zoo Shop
2. Reptile Kiosk
3. Penguin Beach

Classrooms

1. Community & Learning
2. Rainforest
3. Activity Den
4. Lions
5. Huxley Lecture Theatre

Venues

1. Mappin Pavilion
2. Prince Albert Suite

Please note that we currently have no indoor or pre-bookable lunch spaces



Rainforest Classroom

For the Rainforest Classroom, proceed along the pink route from the entrance, through the tunnel and turn right past the Lemurs to our Rainforest Life exhibit. A Learning Officer will **meet you outside the building before your workshop** (or in the foyer if it's raining).

Rainforest Life is an indoor walkthrough exhibit, allowing you and your students to get a close look at some amazing rainforest animals. Here are a few of the amazing animals who live in this area:



(Linne's) Two Toed Sloth



Red Titi Monkey



Slender Loris

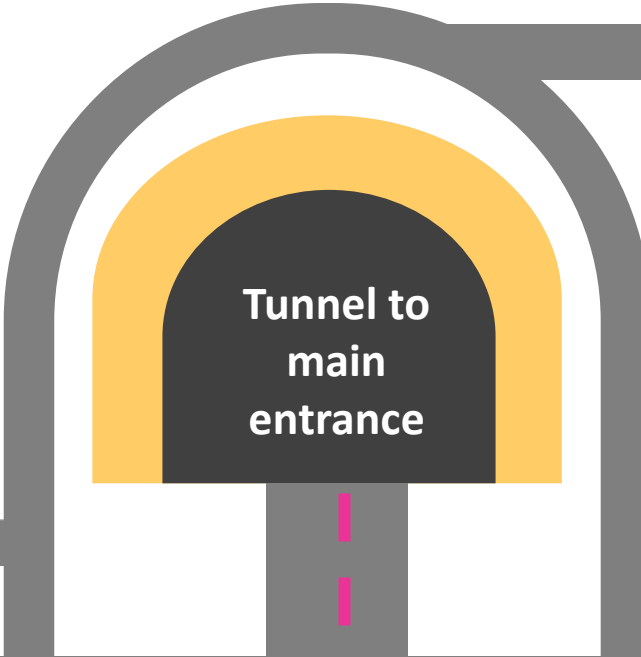
Please note there are no toilets in this area. The nearest are near the Hunting Dogs. Follow the pink route towards the 'Into Africa' and the toilets are located opposite the African Hunting Dogs enclosure.

LEARNING SPACES FOR BOOKED WORKSHOPS

Rainforest Classroom Map

RAINFOREST LIFE /
NIGHTLIFE
&
RAINFOREST
CLASSROOM

LEMUR WALKTHROUGH

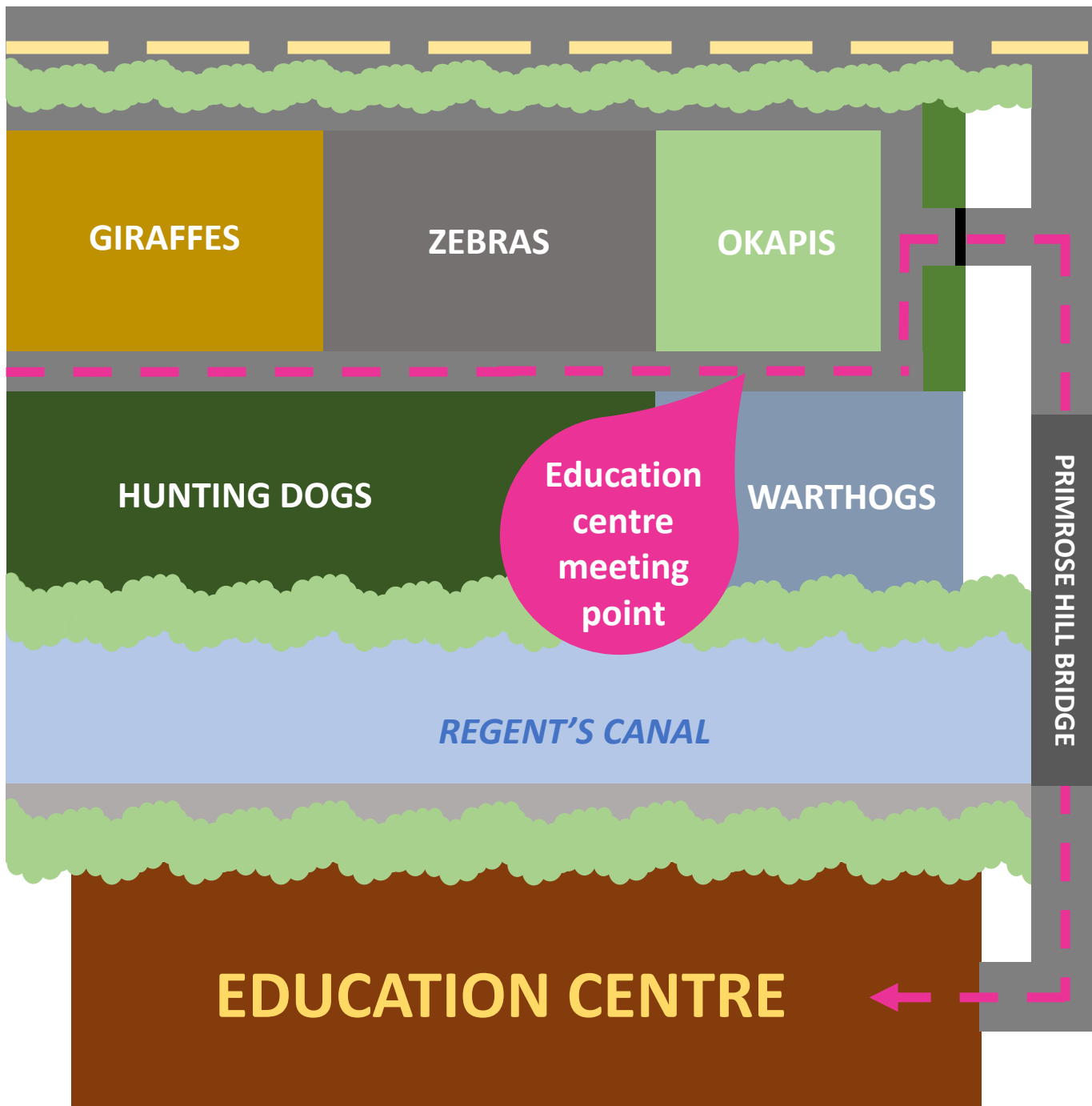


PYGMY
HIPPOS

Rainforest
classroom
Meeting
point

OTTERS & TUNNEL TO
BARCLAY COURT

INTO AFRICA



Education Centre



For the Education Centre, proceed along the pink route from the entrance, through the tunnel and turn left past the hunting dogs. You and your students should wait to be met by a member of ZSL staff near the warthog enclosure.

From here they will escort you through a gate onto a public footpath over Primrose Hill bridge and back onto ZSL property.

After your session, you will be escorted back into the zoo for you to enjoy the rest of your visit.



Activity Den & Lions Classrooms

For workshops in the Activity Den, proceed along the orange route, past the Macaws, and past the Wildlife Garden where your Learning Officer will meet you and your students outside the Activity Den.

For workshops in the Lions Classroom, proceed along the orange route to meet your Learning Officer outside the arched Land of the Lions entrance. Here they will lead you and your students into the classroom for your workshop.

For toilets, follow the path past the Lions entrance and past the Tiny Giants building where they are located underneath the overhang on the left hand side.



Asiatic Lions

LEARNING SPACES FOR BOOKED WORKSHOPS

Activity Den & Lions Classroom Map

ACTIVITY DEN



Activity Den meeting point

TINY GIANTS

LIONS ENCLOSURE

LIONS CLASSROOM

LANGUR MONKEY ENCLOSURE

WILDLIFE GARDEN

LAND OF THE LIONS ENTRANCE

Lions Classroom meeting point

FLAMINGOS & PELICANS

